

LEP-16-S3

外控逻辑阀

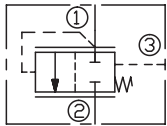
说明 DESCRIPTION

A cartridge-style adjustable logic element with external pilot
外控逻辑阀

工作 OPERATION

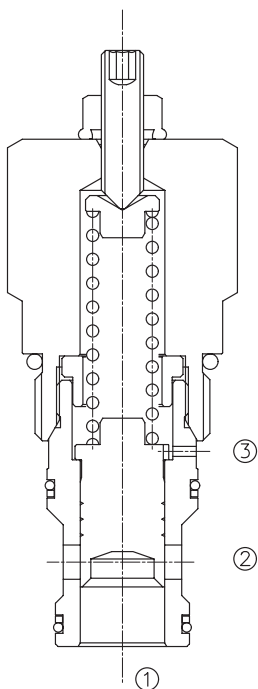
When pressure at ① rises above the selected spring bias pressure against the spool, the valve shifts to allow flow from ① to ②. Pilot pressure at ③ is additive to the spring bias pressure. The valve may be used in switching or compensation type applications.
当①口的油压克服弹簧设定压力时，油液从①口到②口流动。③口压力叠加到弹簧设定值上。应用在开关或者补偿场合。

SYMBOL

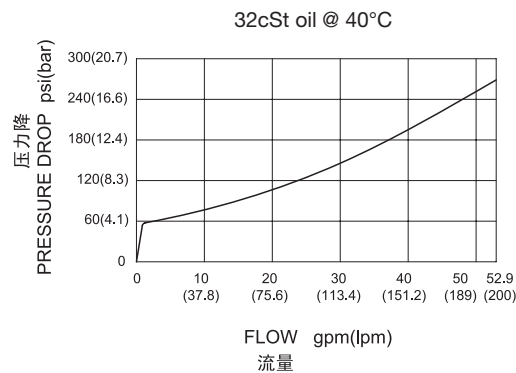


技术参数 SPECIFICATIONS

最大工作压力(Max.Operating Pressure):	350bar
流量(Flow):	See PRESSURE DROP VS.FLOW graph.
内泄漏(Internal Leakage):	200ml/min. max. at 200 bar
温度(Temperature):	-40°F to +250°F(-40°C to +120°C)
过滤(Filtration):	See page (参见) N-1
油液(Fluids):	Mineral-based fluids with viscosities of 7.4 to 420 cSt.(矿物油粘度)
插孔(Cavity):	16-S3, See page M-4
阀块材料(Body Material):	Steel & Ductile iron rated to 350bar 钢和球铁允许使用最大压力350Bar



压力 - 流量曲线 PRESSURE DROP VS.FLOW



订货代号 TO ORDER

LEP - 16 - S3 - * * - * *

1
2
3
4
5

1 功能

LEP= 外控逻辑阀
Cartridge-style Adjustable Logic
Element with External Pilot

2 规格 Size

16=16 规格

3 流道类型 Flow Path

S3= 三通

4 弹簧调压 Spring Ranges

2=60-175psi(4-12bar)
Preset:60psi(4bar)

5 阀块油口 Body Porting

空白 Blank= 不带阀块 None
16T=SAE 16
8G=G 1

其它螺纹油口也是可选择的
Other Porting is Available

安装尺寸 INSTALLATION DIMENSIONS

Unit=Millimeters

H

