

LSV6-16S-2 NCP

二位二通电磁阀 常闭型

说明 DESCRIPTION

A solenoid operated, 2-way, 2-position, normally closed, poppet-type cartridge valve.

二位，二通，常闭型座阀式电磁阀

工作 OPERATION

When de-energized, the valve acts as a check valve, allowing flow from ① to ②, while blocking flow from ② to ①.

When energized, the poppet lifts to open the ② to ① flow path.

失电时，①到②相当于单向阀，②到①关闭；

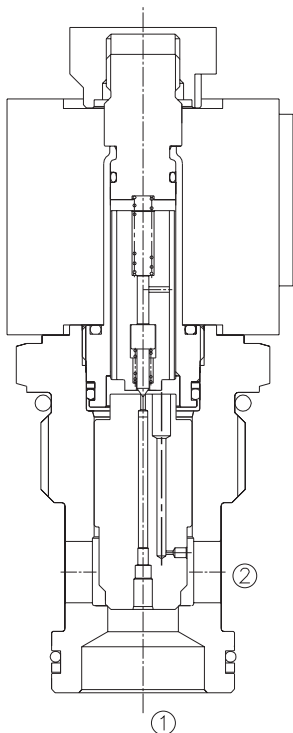
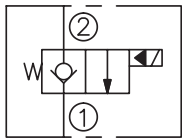
得电时，②到①开启。

手控应急 Operation of Manual Override Option

To override, push button in, twist counterclockwise 180° and release. In this position, the valve will remain open in a detented condition. To return to normal operation, push button in, twist clockwise 180° and release. Override will be detented in this position.

请按下按钮，再逆时针方向旋转 180°，后松开，②到①开启；请按下按钮，再顺时针方向旋转 180°，后松开，返回常态。

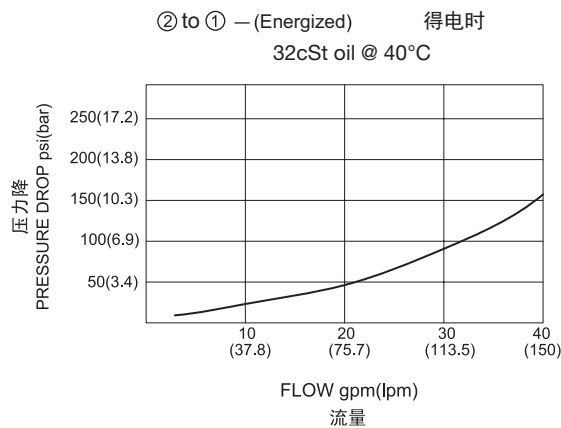
SYMBOL



技术参数 SPECIFICATIONS

最大工作压力(Max. Operating Pressure):	350bar
流量(Flow):	See PRESSURE DROP VS.FLOW graph.
内泄漏(Internal Leakage):	3 drops/min.(滴/分)max. at 350bar
温度(Temperature):	-40°F to +212°F(-40°C to +100°C)
线圈额定负载(Coil Duty Rating):	Continuous from 85% to 115% of nominal voltage(连续工作电压)
过滤(Filtration):	See page (参见) N-1
油液(Fluids):	Mineral-based fluids with viscosities of 7.4 to 420 cSt.(矿物油粘度)
插孔(Cavity):	16S-2, See page M-4
阀块材料(Body Material):	Steel & Ductile iron rated to 350bar 钢和球铁允许使用最大压力350bar

压力 - 流量曲线 PRESSURE DROP VS.FLOW



LSV6 – 16S – 2 NC P – * – * * – * *

┌───┐
┌───┐
┌──┐
┌──┐
┌──┐
┌──┐
┌──┐
┌──┐
┌──┐

1
2
3
4
5
6
7
8
9

<p>1 功能 LSV6= 电磁阀 Solenoid Valve</p>	<p>6 手控应急 空白 Blank= 无手控应急 None M= 手控应急 Manual Override</p>	<p>9 阀块油口 Body Porting 空白 Blank= 不带阀块 None 12T=SAE 12 16T=SAE 16 6G=G 3/4 8G=G 1</p>
<p>2 规格 Size 16S=16S 规格</p>	<p>7 电压 Voltage 1=12 VDC 2=24 VDC 3=110 VAC 4=220 VAC</p>	<p>※ 阀块详见章节 K-10 其它螺纹油口也是可选择的 Other Porting Is Available</p>
<p>3 流道类型 Flow Path 2= 二通</p>	<p>8 线圈连接 Coil Connection D= Double Lead 双线 ER= Deutsch Connector(Water-proof Coil) 德意志插座(防水线圈) H= Hirschmann 三插</p>	
<p>4 模式 NC= 常闭 Normally Closed</p>		
<p>5 类型 P= 锥阀型 Poppet</p>		

安装尺寸 INSTALLATION DIMENSIONS

Coil Must Be Installed With Letter Up
安装线圈时，字母必须朝上。

Unit=Millimeters

