

LSV2-08-2 NCP-J

二位三通电磁阀 常闭型

说明 DESCRIPTION

A solenoid operated, 2-way, 2-position, normally closed, poppet-type cartridge valve.

二位，三通，常闭型座阀式电磁阀

工作 OPERATION

When de-energized, the valve acts as a check valve, allowing flow from ① to ②, while blocking flow from ② to ①.

When energized, the poppet lifts to open the ② to ① flow path.

失电时，①到②相当于单向阀，②到①关闭；

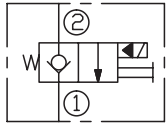
得电时，②到①开启。

手控应急 Operation of Manual Override Option

The “J” Option includes a male 10-32 thread for a cable attachment. If a cable is used, the internal valve spring may not provide enough force to overcome internal cable friction. An external means of returning the cable must be provided by the user.

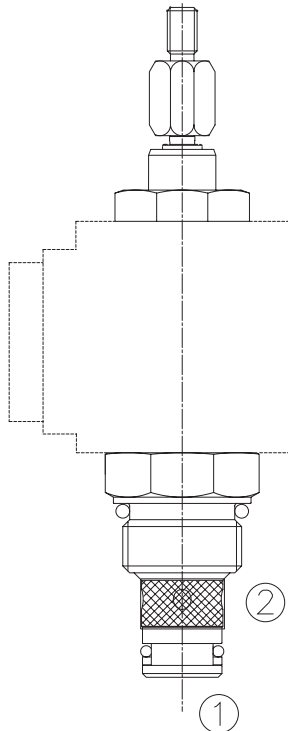
“J” 选项包括用于连接拉索的 10-32 外螺纹。如果使用拉索，阀内弹簧可能不足以克服拉索的摩擦力，用户必须使其它方式拉回拉索。

SYMBOL

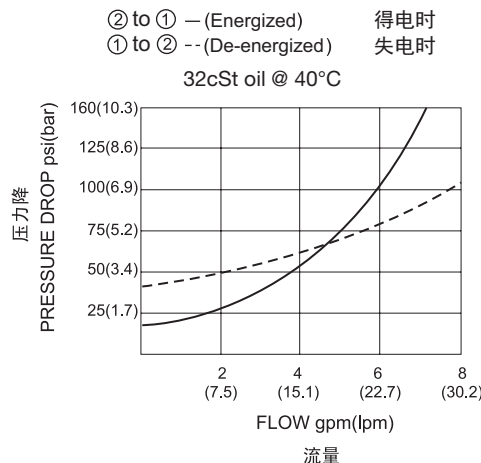


技术参数 SPECIFICATIONS

最大工作压力(Max. Operating Pressure):	207bar
流量(Flow):	See PRESSURE DROP VS.FLOW graph.
内泄漏(Internal Leakage):	2 drops/min.(滴/分)max. at 207bar
温度(Temperature):	-40°F to +212°F(-40°C to +100°C)
线圈额定负载(Coil Duty Rating):	Continuous from 85% to 115% of nominal voltage(连续工作电压)
过滤(Filtration):	See page (参见) N-1
油液(Fluids):	Mineral-based fluids with viscosities of 7.4 to 420 cSt.(矿物油粘度)
插孔(Cavity):	08-2, See page M-1
阀块材料(Body Material):	6061-T6 aluminum alloy rated to 207bar, Steel & Ductile iron rated to 350bar 6061-T6铝, 允许使用最大压力207bar 钢和球铁允许使用最大压力350bar



压力 – 流量曲线 PRESSURE DROP VS.FLOW



LSV2 - 08 - 2 NC P - J - * * - * *

┌───┐
┌───┐
┌──┐┌──┐
┌──┐┌──┐
┌──┐┌──┐
┌──┐┌──┐
┌──┐┌──┐
┌──┐┌──┐

1
2
3
4
5
6
7
8
9

<p>1 功能 LSV2= 电磁阀 Solenoid Valve</p>	<p>7 电压 Voltage 1=12 VDC 2=24 VDC 3=110 VAC 4=220 VAC 5=10 VDC 7=48 VDC 8=24 VAC</p>	<p>9 阀块油口 Body Porting 空白 Blank= 不带阀块 None 4T=SAE 4 6T=SAE 6 2G=G 1/4 3G=G 3/8</p>
<p>2 规格 Size 08=08 规格</p>	<p>8 线圈连接 Coil Connection D= Double Lead 双线 S= Single Lead 单线 H= Hirschmann 三插 ER= Deutsch Connector(Water-proof Coil) 德意志插座(防水线圈) E= Single Stud 单接线柱 B= Double Spade 双插</p>	<p>※ 阀块详见章节 K-1 其它螺纹油口也是可选择的 Other Porting Is Available</p>
<p>3 流道类型 Flow Path 2= 二通</p>		
<p>4 模式 NC= 常闭 Normally Closed</p>		
<p>5 类型 P= 锥阀型 Poppet</p>		
<p>6 可配拉索 J= 可配拉索适配器 Suitable for Cable Adapter</p>		

安装尺寸 INSTALLATION DIMENSIONS

Coil Must Be Installed With Letter Up
安装线圈时，字母必须朝上。

Unit=Millimeters

